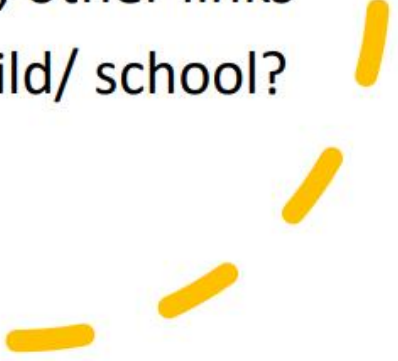


A large orange shape on the left side of the slide, consisting of a vertical rectangle on the left and a quarter-circle on the right. The text "What would you like to know?" is written in white inside this shape.

What would
you like to
know?

- Introduction
 - House keeping
 - Website – navigation – pre-reading
 - Practicalities – timings, what to wear/bring, school meals, ASC
 - Support – Home visits, EYFS team, SEND, Pastoral/ Family
 - Community – CPTA, social media, other links
 - What can you do to help your child/ school?
- 
- A decorative yellow dashed line in the bottom right corner of the slide, consisting of several short, curved segments.

The four Principles of the EYFS are:

Every child is a competent learner from birth who can be resilient, capable, confident and self-assured.

Children learn to be strong and independent from a base of loving and secure relationships with parents and/or a key person.

The environment plays a key role in supporting and extending children's development and learning.

Children develop and learn in different ways and at different rates and all areas of Learning and Development are equally important and inter-connected.


The Early Years Foundation Stage: Themes and Commitments

A Unique Child

Positive Relationships

Enabling Environments


Learning and Development

An orange decorative shape on the left side of the slide, consisting of a vertical rectangle on the left and a quarter-circle on the right. The text 'Important skills to be 'school ready'' is written in white inside this shape.

Important skills to be 'school ready'

- sit still and listen;
- To be aware of other children;
- To understand the word no and the borders it sets for behaviour;
- To understand the word stop and that such a phrase might be used to prevent danger;
- To be potty trained and able to go to the toilet;
- To recognise their own name;
- To speak to an adult to ask for needs;
- To be able to take off their coat and put on shoes;
- To talk in sentences;
- To open and enjoy a book.

Source: State of the Nation Social Mobility and Child Poverty in Great Britain - London: Social Mobility & Child Poverty Child Commission (2014), Frank Field

A yellow decorative shape in the bottom right corner, consisting of several curved, brush-stroke-like segments.

Steps to starting school

Build your child's confidence so that they start school confident, curious and ready to learn

Access more great advice, tips and downloadable resources at pacey.org.uk/schoolready



More top tips:

- ★ Get your child ready for their new routine by switching their meal times to match those of the school day
- ★ Encourage your child to explore new environments and interact with new people
- ★ Talk to your child about what they are most looking forward to at school
- ★ Let your child practise putting their new school uniform on and taking it off
- ★ **And remember**, every child is different and starts school with different abilities